

## NPT & IPS PIPE SIZING CHART

### ABOUT THIS CHART


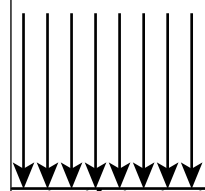
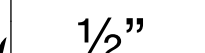
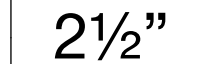
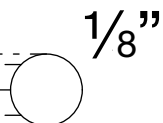
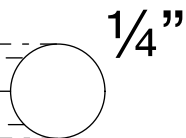
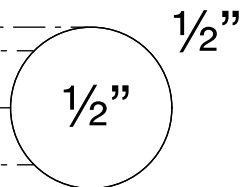
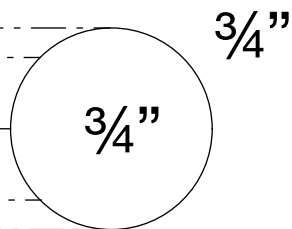
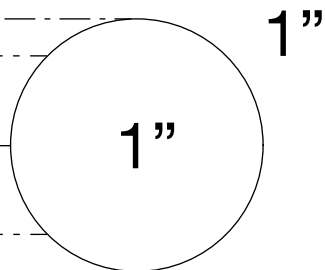
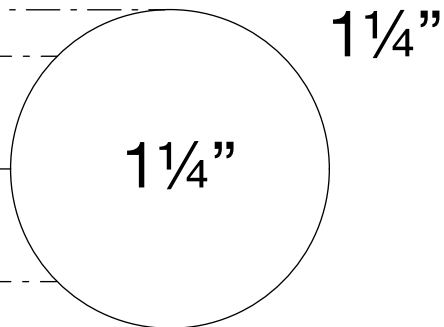
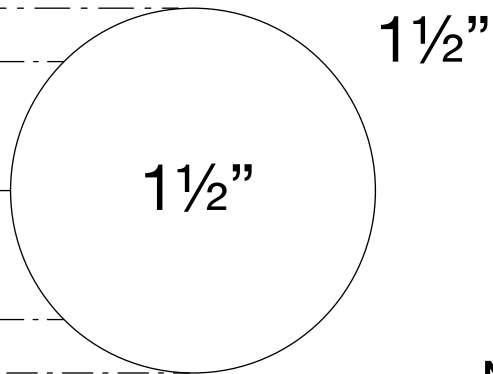
National Pipe Tapered (NPT) and Iron Pipe Straight (IPS) are two commonly used thread standards in plumbing. Their nominal sizes can be confusing because the name refers to the internal diameter of the pipe (the bore) rather than the external diameter (often the only part accessible to measure).

To the left are a set of circles corresponding to pipe sizes commonly used in domestic plumbing, labelled with their nominal NPT or IPS sizes. NPT and IPS nominal sizes are always the same.

Print this document on US Letter paper at 100% scale.

Identify the ring(s) that most closely fit your pipe(s), remove the strip to the right edge of this piece of paper, start by wrapping the paper around your pipe or thread starting from the TOP marker. The lower edge of the piece of paper should line up with the arrows of the corresponding pipe measurement.

DO NOT SCALE DRAWING		REVISION
TITLE: NPT & IPS PIPE SIZING CHART		
DWG NO: CR-PSG-US		



2 1/2"

2"

1 1/2"

1 1/4"

1"

3/4"

1/2"

1/4"

1/8"